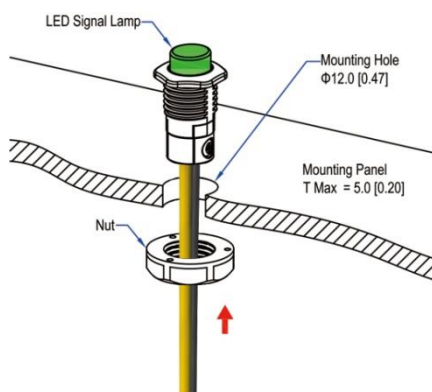


LED TEST SWITCH (LTS)

FEATURES

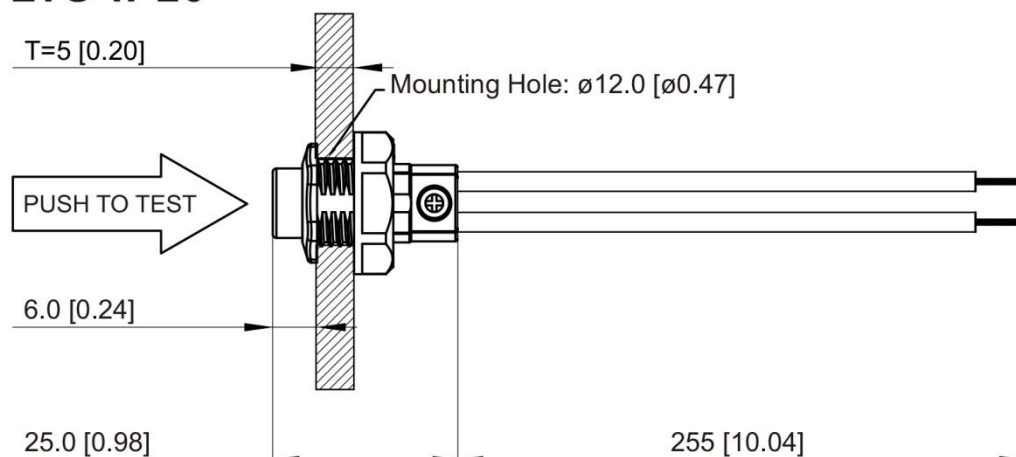


1. Test switch and LED signal lamp are in one component
2. Field switch on and off tests for over 10,000 times
3. Suitable for all types of Phenix LED emergency drivers and inverters
4. CE and UL evaluated with Phenix LED emergency modules
5. Easy mounting and replacement
6. IP20 and IP66 selectable



DIMENSION

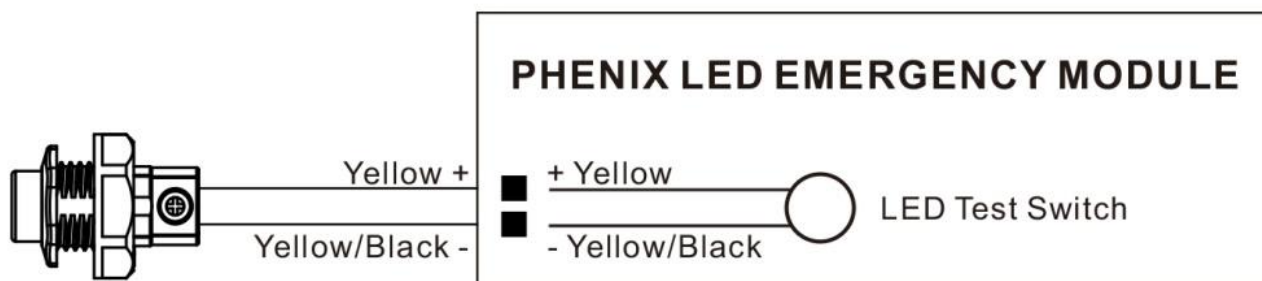
LTS-IP20



Dimension unit: mm [inch]

Tolerance: ± 1 [0.04]

WIRING DIAGRAM



OPERATION/TESTING/INDICATION**OPERATION**

1. Normal mode - When the AC power is applied, the lighting system works in a normal mode. The LED test switch is illuminated, indicating the batteries are being charged
2. Emergency mode - When the AC power fails, the lighting system automatically switches to emergency power, operating the lighting load at rated emergency power. The LED test switch goes out, indicating the batteries are being discharged

MANUAL TEST

1. Press the LTS 1 time to force a ten-second emergency test
2. Press the LTS 2 times continuously within 5 seconds to force a 60-second monthly test. After the test is completed, the next (30-day) monthly test will count from this date
3. Press the LTS 3 times continuously within 5 seconds to force a 90-minute annual test. After the test is completed, the next (52-week) annual test will count from this date
4. During any manual test, press and hold the LTS for greater than 3 seconds to terminate a manual test. The Preprogrammed Scheduled Auto Test time will not change
5. A short term discharge test may be conducted after the lighting system has been charging for 1 hour. Charge for 24 hours before conducting a long term discharge test

LED TEST SWITCH CONDITIONS

1. Green LED on: battery charged and correct operation
2. Green LED flashing slowly: 24h battery charging mode
3. Green LED breathing: performing test
4. Red LED on: failure battery
5. Red LED flashes 1 time every 2 seconds: Over temperature protection
6. Red LED flashes 2 time every 2 seconds: Load failure (output)
7. Green and red LED off: power failure

